

































# SEWER SERVICE DIAGRAM

Lot No \_\_\_\_\_ DP No \_\_\_\_\_ House No \_\_\_\_\_  
 Street \_\_\_\_\_  
 SUBURB OF \_\_\_\_\_  
 LGA \_\_\_\_\_  
 Licence No \_\_\_\_\_ Date \_\_\_\_\_  
 Signature \_\_\_\_\_  
 NoW/CoC No \_\_\_\_\_  
 SCALE \_\_\_\_\_ SSD \_\_\_\_\_

	Boundary Trap		AAV	Air Admittance Valve		BS	Sink (bar)		Chamber
	Inspection Shaft		H	Basin		(L)	Trough Laundry		Pit
	Inspection Opening		Bth.	Bath Waste		WC	Water Closet		Grease Interceptor
	Gully		Bid	Bidet		Vert	Vertical Pipe		Pump Unit
	FW		CO	Clean Out		WS	Waste Stack		Onsite Treatment System
	Vertical Junction		FW	Floor waste Gully		SVP	Sewer Vent Pipe		Reflux Valve
	Sloped Junction		Shr	Shower		V	Vent Pipe		Sealed Capped Point
	On back Junction		S	Sink (kitchen)		IPMF	Induct Pipe Mica Flap		Provisional (future) drain point

NOTE: Further acceptable abbreviations may be used as identified in AS/NZS 3500.2.2003 Sanitary Plumbing and Drainage Table 6.1 and OFT Sewer Service Diagram Requirements.  
 © State of New South Wales through NSW Fair Trading May 2012